

Sustainability Leadership

April 26, 2024



Teck

Both these slides and any accompanying oral presentation contain certain forward-looking information and forward-looking statements as defined in applicable securities laws (collectively referred to as forward-looking statements). These statements relate to future events or our future performance. All statements other than statements of historical fact are forward-looking statements. The use of any of the words “anticipate”, “plan”, “continue”, “estimate”, “expect”, “may”, “will”, “project”, “predict”, “potential”, “should”, “believe” and similar expressions is intended to identify forward-looking statements. These statements involve known and unknown risks, uncertainties and other factors that may cause actual results or events to differ materially from those anticipated in such forward-looking statements. These statements speak only as of the date of this presentation.

These forward-looking statements include, but are not limited to, statements concerning: the sale of our steelmaking coal business; our values and our long- and short-term sustainability goals and strategy, including our emissions reduction targets and ambitions, our renewable energy targets, including our belief that reaching full renewable power will help us to achieve our goal of net-zero Scope 2 emissions by 2025, and our goal to be a nature positive company by 2030, including our intention to conserve or rehabilitate at least three hectares for every one hectare affected by mining activities, the actions we intend to take to achieve those commitments and the expected impact or effect of those actions, including all actions, goals and intentions set out on the slide titled Pathway to Net Zero by 2050.

The forward-looking statements in this report are based on a number of assumptions that are inherently uncertain and difficult to predict, including but not limited to expectations and assumptions concerning: our operating or capital plans; permitting and development of our mineral properties; market prices for our commodities; the completion of the sale of our steelmaking coal business; the development, availability, performance and effectiveness of technologies needed to achieve our sustainability goals and priorities; the availability of clean energy sources and zero-emissions alternatives for transportation on reasonable terms; performance of new technologies in accordance with our expectations; the availability of land or other opportunities for conservation, rehabilitation, or capacity building in appropriate locations on commercially reasonable terms and the ability to obtain any required external approvals or consensus for such opportunities; our ability to achieve our nature positive and biodiversity goals and the longer term impacts of those goals and strategies on our business; our ability to achieve our climate and nature positive goals and the longer term impacts of those goals on our business; environmental compliance costs generally; and assumptions regarding the development of our business generally and general economic conditions. Actual results and developments are likely to differ, and may differ materially, from those expressed or implied by the forward-looking statements contained in this presentation.

Factors that may cause actual results to vary include, but are not limited to actual climate change and biodiversity consequences; adequate technology or clean energy sources not being available on adequate terms; unavailability of land or other opportunities for conservation, rehabilitation or capacity building on commercially reasonable terms or inability to obtain any required external approvals or consensus for such opportunities; inability to implement new source control or mine design strategies on commercially reasonable terms without impacting production objectives; inability to successfully implement our technology and innovation strategy in accordance with our expectations; changes in laws and governmental regulations or enforcement thereof that impact our operations or strategy; and changes in commodity prices or general economic conditions. We caution you that the foregoing list of important factors and assumptions is not exhaustive. Other events or circumstances could cause our actual results to differ materially from those estimated or projected and expressed in, or implied by, our forward-looking statements.

Inherent in forward-looking statements are risks and uncertainties beyond our ability to predict or control. Further information concerning risks, assumptions and uncertainties associated with these forward-looking statements and our business can be found in our most recent Annual Information Form filed under our profile on SEDAR+ (www.sedarplus.ca) and on EDGAR (www.sec.gov) under cover of Form 40-F, as well as subsequent filings that can also be found under our profile. We assume no obligation to update forward-looking statements except as required under securities laws.

A Leading Canadian Resource Company

Responsibly providing metals essential for global development and the energy transition

Our Purpose

To provide essential resources the world is counting on to make life better while caring for the people, communities, and land that we love.

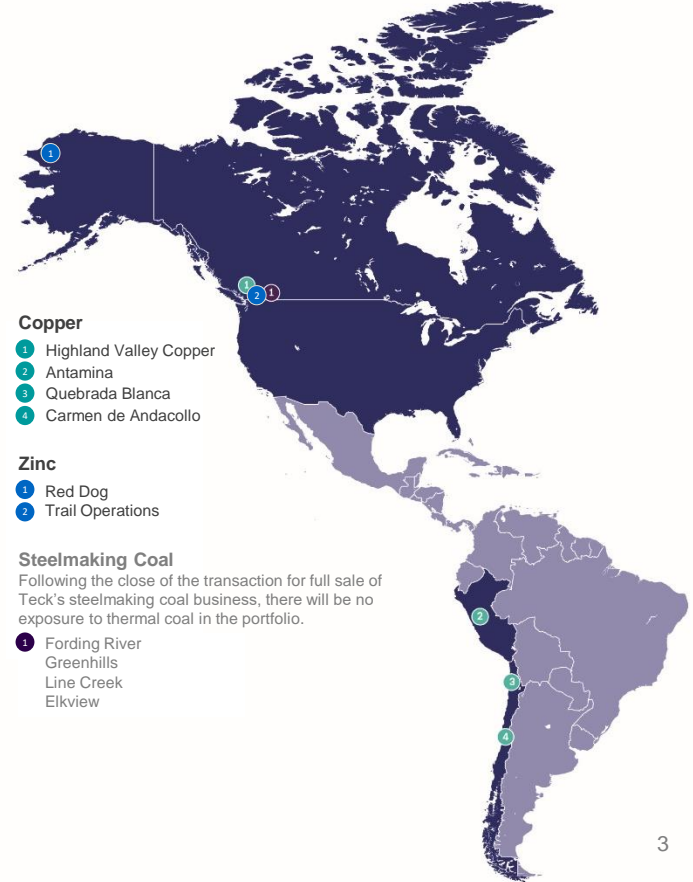
Copper

Top 10 copper producer, operating in the Americas



Zinc

Largest net zinc miner globally



**Long-life,
high-quality
operations**



**Industry-leading
copper
growth**



**Stable,
low-risk
jurisdictions**

Sustainability is Key to our Value Creation Strategy

Capitalizing on strong demand in the transition to a low-carbon economy

Maximize long-term sustainable shareholder value

Focus on
excellence in
operations and
projects



Unlock the value of
industry leading
copper growth



Balance growth
and cash returns
to shareholders



Sustainability
leadership



This is who we are



Responsible and Courageous

We do the right thing — even when it's hard or requires bold action



Respectful and Inclusive

We believe everyone matters and we're better together



Humble and Driven

We are open and we listen, learn, and are relentless in the pursuit of excellence

This is how we operate



Health and Safety

We are focused on ensuring everyone goes home safe and healthy every day



Sustainability

We ensure the well-being of the people, communities and environments we're entrusted with



Excellence

We achieve leading performance through innovation and commitment to continuous improvement in efficiency and productivity

Committed to responsible resource development

- **23-year history** of sustainability reporting
- Our operating practices are governed by the principles set out in our **Code of Ethics and our Code of Sustainable Conduct**
- Our **comprehensive sustainability strategy** sets short- and long-term goals to drive improved performance across our activities

Board Oversight and Governance

- Implemented a six-year **sunset for the multiple voting rights** attached to Teck's Class A common shares, with an effective date of May 12, 2029
- Senior management regularly reports directly to the **Safety and Sustainability Committee** of the Board
- Safety and sustainability performance¹ are metrics used in our **bonus plan and in our performance-linked equity unit plans**



The full sale of our steelmaking coal business² contributes to refocusing Teck as a leading Canadian resource company

1. Including environment and community.

2. Expected close by Q3 2024.

Key Sustainability Achievements

- **Industry-leading sustainability assurance**, with all Teck-operated base metal operations awarded the relevant Mark verifications



- Highland Valley, Quebrada Blanca and Carmen de Andacollo all awarded the relevant Marks



- Red Dog and Trail Operations awarded Zinc Mark

- Constituent of the **S&P Dow Jones Sustainability World Index** for the 14th consecutive year
- Recognized as one of the 2024 **Global 100 Most Sustainable Corporations** by Corporate Knights for the 6th year
- **Modernized governance** for our dual class share structure, to be effective May 12, 2029

External Commitments



Key Goals and Recent Progress



Climate Change

Target for net zero Scope 1 & 2 emissions by 2050 and ambition for net zero Scope 3 emissions by 2050

- Contracting 100% of energy requirements at QB Operations from renewable sources – on track to achieve Scope 2 net zero target by 2025
- Carbon Capture Pilot Plant operational at Trail Operations



Biodiversity and Closure

Nature positive by 2030

- One of the first miners to commit to Nature Positive
- Conserving or rehabilitating at least three hectares for every one hectare affected by our mining activities - almost 52,000 hectares conserved since 2022



Communities & Indigenous Peoples

Working to achieve free, prior and informed consent

- Increasing local employment and procurement opportunities to provide direct economic benefits
- Providing business development, capacity-building, and education and training for Indigenous Peoples

Snapshot of our 2023 Sustainability Scorecard

Air Quality

Indicator Sulphur dioxide (SO₂) emissions from stacks, stationary and mobile fossil fuel combustion

2023:	1,932 tonnes
2022:	2,423 tonnes
2021:	3,094 tonnes

Biodiversity and Closure

Indicator Area restored or conserved (off-site) during the current year

2023:	37,910 ha
2022:	13,853 ha

Climate Change¹

Indicator Absolute Scope 1 and Scope 2 GHG emissions

2023:	3,652 kt CO ₂ e
2022:	2,950 kt CO ₂ e
2021:	3,029 kt CO ₂ e

Water Stewardship

Indicator Percentage of water reused and recycled at mining operations

2023:	69%
2022:	74%
2021:	75%

Health and Safety²

Indicator High-Potential Incident Frequency
Target Year-over-year improvement

2023:	40% increase
2022:	23% reduction
2021:	38% reduction

Our People and Culture

Indicator % of women employees
Target Increase % of women employees

2023:	24% women employees
2022:	24% women employees
2021:	21% women employees

Relationships with Communities

Indicator # of new significant disputes⁽¹⁾ at our operations

Target Zero new significant disputes at our operations

2023:	0
2022:	1
2021:	1

Relationships with Indigenous Peoples

Indicator Number of agreements with Indigenous Peoples

Target Negotiate agreements with Indigenous Peoples affected by our activities

2023:	12 new agreements
2022:	14 new agreements
2021:	10 new agreements

See Teck's 2023 sustainability report for further information.

1. 2023 data includes QB as of January 1, 2023. Scope 2 GHG emissions are market-based. Carbon dioxide equivalent values calculated using Intergovernmental Panel on Climate Change's Fifth Assessment Report (AR5) Global Warming Potential (GWP) factors. Copper equivalent values based on average commodity prices from 2018–2020.

2. Includes employees and contractors. Related to Teck-managed operations, excluding joint ventures.

Health and Safety is a Core Value

Nothing is more important than the health and safety of our people

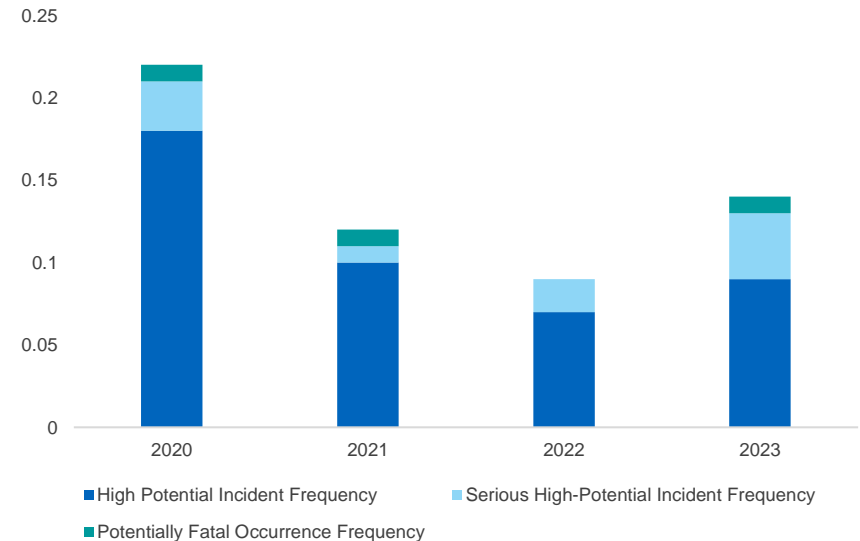
Approach

- Health and safety targets are set annually and are one factor used to determine **senior management compensation**
- Continuing to build a **positive culture of health and safety**,
 - Refreshed Teck’s cornerstone “Courageous Safety Leadership” program
 - Advancing an occupational well-being standard that incorporates psychological safety

2023 Performance

- Our High Potential Incident Frequency (HPIF) rate **remained low** at 0.14, but was elevated compared to 2022
- However, we were deeply saddened by an employee fatality in a decommissioned area of our QB Operations
- In response, we conducted a thorough investigation to identify root causes and **shared learnings** within Teck and with our mining peers to help prevent future incidents

Teck-Operated High Potential Incident Performance¹ (per 200k hours worked)



1. Includes both employees and contractors at all of our locations in which Teck holds majority ownership and directly manages (operations, projects, closed properties, exploration sites and offices). For sites where Teck owns more than 50%, safety statistics are weighted 100%.

Positioning Teck for a low-carbon economy

- Producing metals and minerals required for the transition to a low-carbon economy
- Focusing our portfolio on the metals needed for the energy transition
- Efficient, low-cost and low-carbon operations will keep Teck competitive

Support for appropriate carbon pricing policies

- We support broad-based, effective carbon pricing
- Best method to encourage global action on climate change
- Work with associations / government on policy solutions to limit climate change to 1.5°C

Reducing our carbon footprint

Long-term targets:

- Target for net zero Scope 1 and 2 emissions by 2050
- Reduce carbon intensity of operations by 33% by 2030
- Target for net zero Scope 2 emissions by 2025
- Ambition for net zero Scope 3 emissions by 2050

Adapting to the physical impacts of climate change

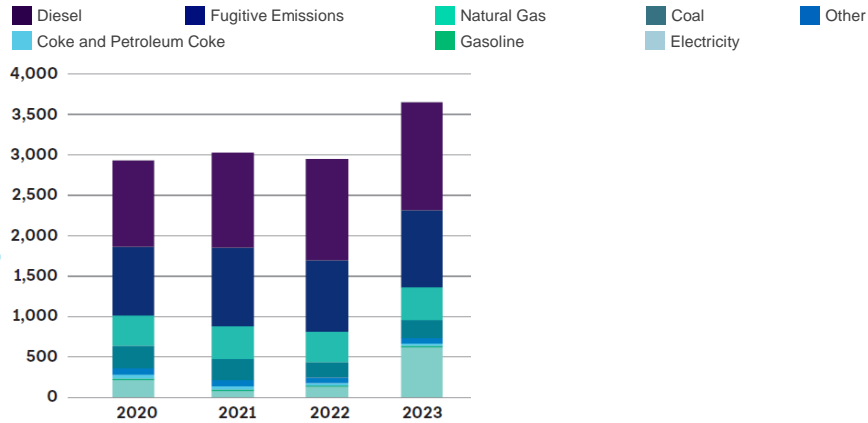
- Increase resilience of operations
- Incorporate climate scenarios into project design and mine closure planning



Low Carbon-Intensity Operations

Focusing on material drivers; on track with key milestones including QB

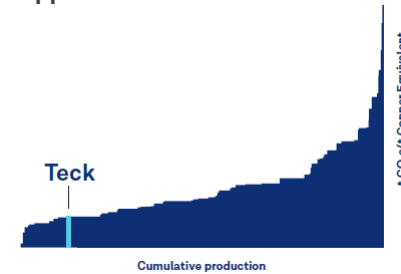
Scope 1 and Scope 2 GHG Emissions by Fuel Type¹ (kt CO₂e)



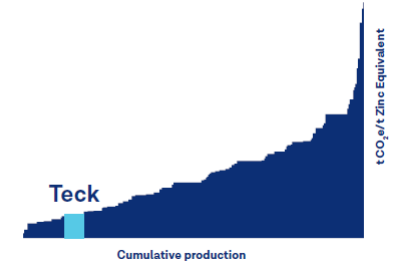
- In 2023, there was an increase in Scope 2 emissions at QB as it transitioned into operation. Reaching full renewable power for QB will help us achieve our goal of net-zero Scope 2 emissions by 2025
- Our largest source of emissions are:
 - Scope 1 emissions: fuel consumed by mobile equipment
 - Scope 2 emissions: historically from Carmen de Andacollo and QB, but we have taken action to reduce them by shifting towards renewable electricity

CO₂ Intensity Curves for Teck Compared to Other Producers²

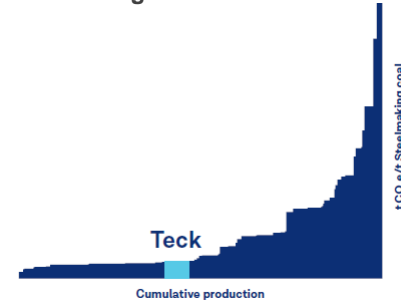
Copper



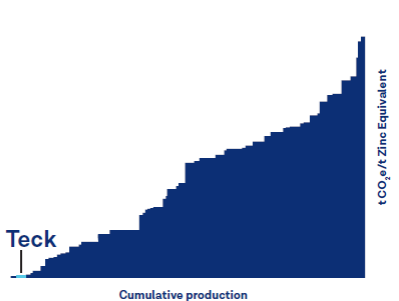
Zinc Mines



Steelmaking Coal



Zinc Smelters



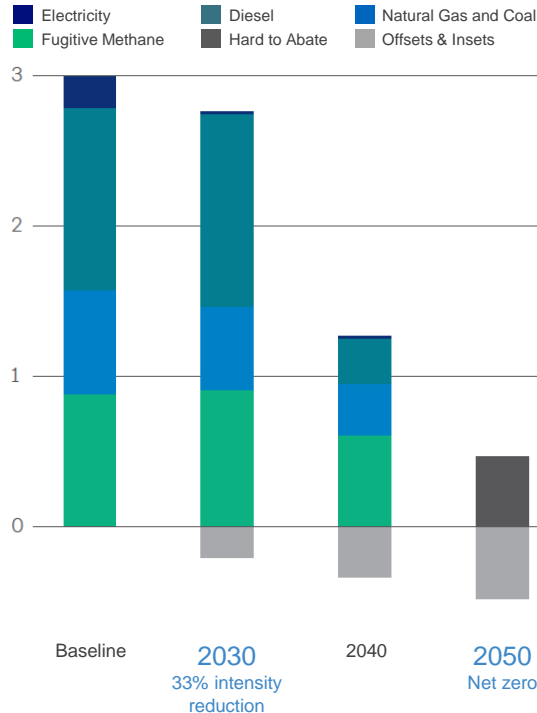
1. For electricity emissions in Canada and fugitive emissions, the emission factors are based on the most recent version of the Canadian National Inventory Report. Fugitive emissions from our coal operations (i.e., estimated methane release) are captured as direct emissions. Carbon dioxide equivalent values calculated using the Intergovernmental Panel on Climate Change's Fifth Assessment Report (AR5) Global Warming Potential (GWP) factors. Figures have been restated due to changes in third-party emission factors and the use of AR5 GWP factors. See our [Sustainability Performance Data](#) for the full data set. The Scope 2 GHG emissions in this total are market-based. 2023 data includes QB2 as of January 1, 2023.

2. Source: Skarn Associates Limited, 2022.

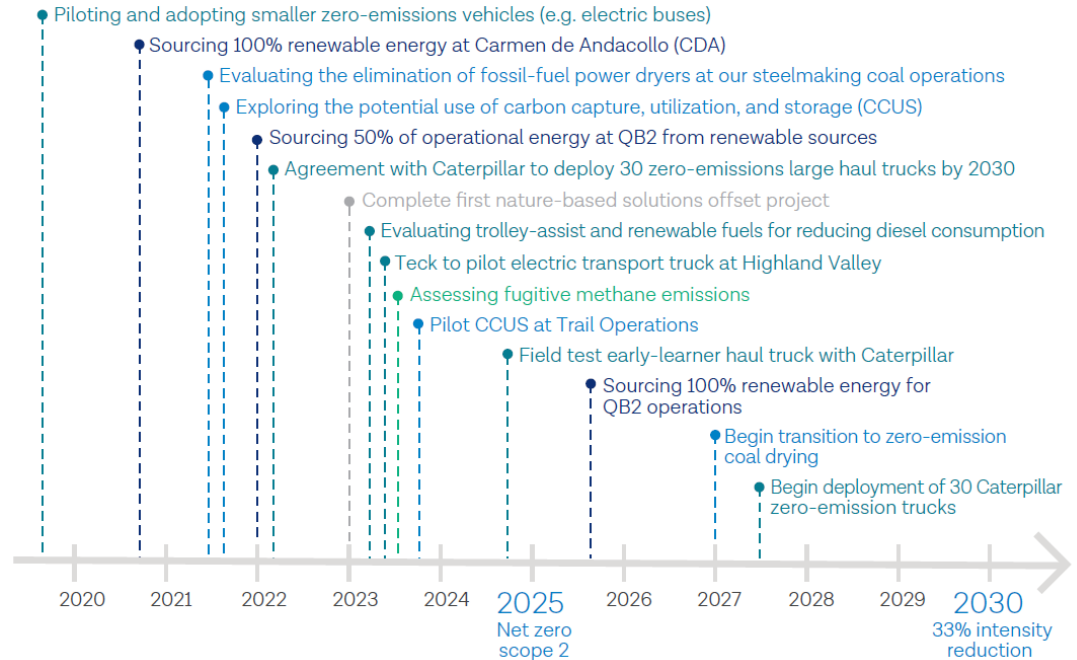
Pathway to Net Zero by 2050

Focusing on our most material sources of emissions first

Greenhouse Gas Emissions Reduction Overview (Mt of CO₂e)



Detailed Emissions Reduction Pathway



See Caution Regarding Forward-Looking Statements slide regarding uncertainties associated with future decarbonization actions. Baseline reflects average emissions from 2016 to 2019. This is an appropriate representation of historical performance of absolute emissions. Forecasts are based on current operations and exclude emissions from copper growth.

Our Commitment to Nature Positive by 2030

Important to regulators and for maintaining community support

Approach

- Goal to conserve, protect and restore land and biodiversity by 2030 that **exceeds** the disturbance caused by our mining activities from a 2020 baseline
- Committed to conserving and reclaiming **at least three hectares** for every one hectare impacted by our mining activities
- **100%** of operations have a biodiversity management plan aligned with ICMM and MAC's Towards Sustainable Mining protocols
- Intend to start making disclosures aligned with the Taskforce on Nature-related Financial Disclosures as an Early Adopter in 2024

2023 Performance

- Reclaimed **307 hectares** of land
- \$12 million+ in new off-site investments protecting or restoring **over 37,910 hectares** in Canada and Chile - equivalent to 100% of our gross mining footprint
- Joined a coalition of leading global mining and metals companies to adhere to the recently launched ICMM nature commitments

Almost 52,000 hectares conserved and reclaimed since 2022



Approach

- Building **trust-based relationships** and focusing on practices driven by our understanding of social risk
- **Engaging with communities** to identify social, economic and environmental priorities and define mutually desired outcomes
- Embedding **human rights commitments** across the company, including preparations for Canada's Modern Slavery Act (Bill S-211)
- Engaging with Indigenous Peoples early and working to achieve their **free, prior and informed consent** for our activities

2023 Performance

- 102 active agreements with Indigenous Peoples, including **12 new agreements** ranging from exploration agreements to impact benefit agreements
- Implemented a new **Social Performance Standard**, improving our ability to efficiently meet performance expectations / commitments



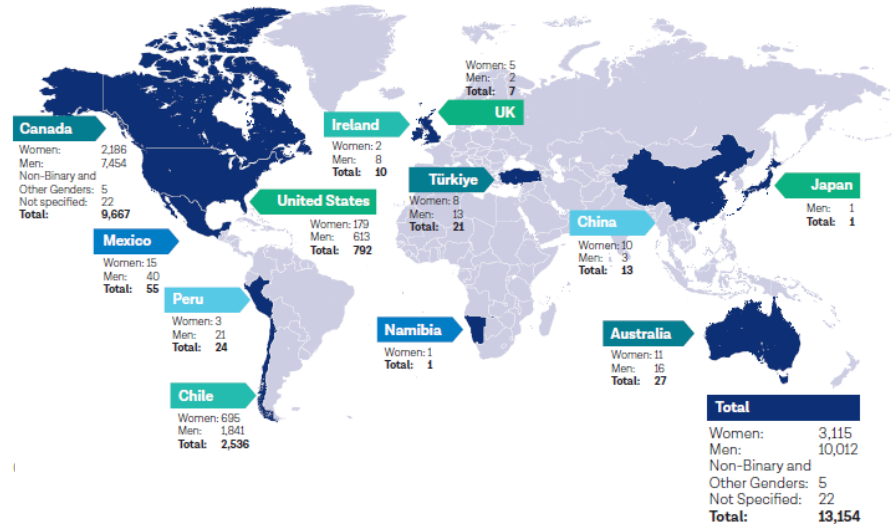
Approach

- Establishing a **culture of safety, employee engagement, and support for equity, diversity and inclusion** in our workplace
- Consciously working to create an environment that **respects and values the diversity** of the people and communities
- **Ensuring our people have the capacity, competency, and opportunities to grow individually** while contributing to Teck

2023 Performance

- Enhanced workforce diversity, with **women making up 27% of new hires**; women comprise 24% of our total workforce, 25% of senior management and 36% of the Board of Directors
- Recognized as **one of Canada's Top 100 Employers** by Mediacorp Canada's Top Employers program
- Achieved the **top score – an A ranking – for "Best Places to Work for LGBTQ+ Talent"** from Pride Connection Chile

Global Workforce Demographic¹



1. Information related to gender is based on self-declaration.

Case Study: QB is Built for Sustainability

QB almost doubles our consolidated copper production at full production



QB desalination plant.

Focusing on Desalinated Water and Renewable Power

- First mining operation in the Tarapacá Region of Chile to use 100% desalinated seawater
- To be powered by 100% renewable electricity from 2025



Local Indigenous community.

Enhancing Relationships with Communities and Indigenous Peoples

- Early dialogue with communities, from ~12 years prior to first copper
- Currently 22 agreements with local Indigenous communities and fishermen's unions



Little Tern.

Protecting the Environment and Biodiversity

- Adjusted pipelines and high voltage line to protect Metharme lanata plants
- Designated 80 hectares for Little Tern protection



QB employee at the operation.

Promoting Inclusion and Diversity

- ~1 in 3 of employees at the operation are women, significantly above the industry norm
- Incorporates an Integrated Operations Centre in Santiago, which enhances safety, improves productivity, and supports diversity



Highland Valley



Canada's first Copper Mark verification; also received Molybdenum Mark verification



QB Operations



Copper Mark and Molybdenum Mark verification



Carmen de Andacollo



Copper Mark verification



Red Dog



First mining site to receive the stand-alone Zinc Mark verification



Trail Operations



First stand-alone zinc processing facility to achieve Zinc Mark verification under the Copper Mark program

All Teck-operated base metals operations **independently verified** against 32 responsible production criteria

Recognition in 2023

S&P Global: Named to the Dow Jones Sustainability World Index for the 14th straight year. Ranked 4th in the S&P Global Corporate Sustainability Assessment metals and mining industry.

MSCI: Received an MSCI ESG Rating of AA, classifying Teck as a leader in the metals and mining non-precious metals industry as of July 2023.

Sustainalytics: Recognized by Morningstar Sustainalytics as a 2024 ESG Industry Top-Rated company.

ISS ESG: Achieved Prime status for ESG performance as of December 2022, placing Teck in the top decile of the mining and integrated production industry.

Moody's Analytics: Received an ESG Overall Score of 69 out of 100, above the mining and metals North America sector average performance of 44, as of July 2023. Scores of 60 or above are considered 'Advanced'.

FTSE4Good Index Series: Achieved top percentile in the basic resources super sector and listed on the FTSE4Good Index in 2023.

Bloomberg Gender-Equality Index: Named to the 2023 Bloomberg Gender-Equality Index for the sixth year in a row.

Canada's Top 100 Employers: Named as one of Canada's Top 100 Employers from 2018 through to 2024.

Global 100 Most Sustainable Corporations: Recognized as one of the 2024 Global 100 Most Sustainable Corporations by Corporate Knights, marking the sixth straight year Teck has been named to the list.

ESG Investing: Teck has been honoured with the title of the Best Company for Sustainability Reporting in the Mining and Metals category at the Corporate Awards 2023 by ESG Investing.



FTSE4Good



Teck

Our purpose is to provide essential resources the world is counting on to make life better while caring for the people, communities, and land that we love.



Teck

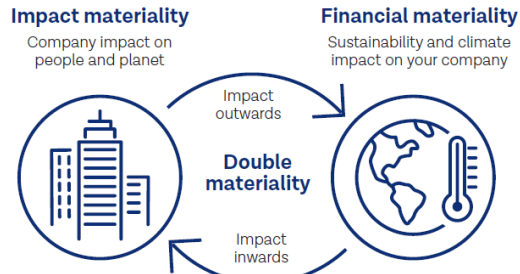
Appendix



Double Materiality Approach

Prioritizing sustainability risk alongside our major business risks

- In 2023, we conducted our **inaugural double materiality assessment**, to assess both impact materiality and financial materiality
- We **adhered to Global Reporting Initiative (GRI) standards** for evaluating impact materiality and reviewed our financial materiality of sustainability risks and opportunities with reference to emerging standards, such as:
 - International Sustainability Standards Board (ISSB) standards
 - European Sustainability Reporting Standards (ESRS)¹



2023 Materiality Matrix of Sustainability Topics



1. While we reviewed the nomenclature and methodologies outlined by these standards, it's important to note that our alignment with them is still under review and subject to further assessment. We are committed to staying informed about evolving sustainability reporting standards and continuously improving our practices accordingly.

2023 Sustainability Scorecard



See Teck's 2023 sustainability report for further information.

- 2023 data includes Q4 as of January 1, 2023. Scope 2 GHG emissions are market-based. Carbon dioxide equivalent values calculated using Intergovernmental Panel on Climate Change's Fifth Assessment Report (AR5) Global Warming Potential (GWP) factors. Copper equivalent values based on average commodity prices from 2018–2020.
- Significant incidents Include those assessed as Level 4 or Level 5 based on our risk matrix and guidance.
- Includes employees and contractors. Related to Teck-managed operations, excluding joint ventures.
- Leadership positions refers to Teck's larger senior management team, including each officer of Teck, but does not include the Chair or Vice Chair of the Board of Directors.
- Local employment estimated based on our human resources reported data.

Sustainability Information for Investors

Click [here](#) or scan the QR code below



Key Sustainability Data

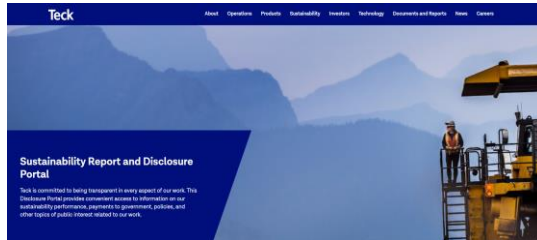
Click [here](#) or scan the QR code below



Teck		Interactive Analyst Center™									
		September									
Category	Unit	2023	2022	2021	2020	2019	2018	2017	2016	2015	2014
Environmental Performance											
Scope 1	ktCO2e	1,000	1,000	1,000	1,000	1,000	1,000	1,000	1,000	1,000	1,000
Scope 2	ktCO2e	1,000	1,000	1,000	1,000	1,000	1,000	1,000	1,000	1,000	1,000
Scope 3	ktCO2e	1,000	1,000	1,000	1,000	1,000	1,000	1,000	1,000	1,000	1,000
Water & Energy											
Water	liters	1,000	1,000	1,000	1,000	1,000	1,000	1,000	1,000	1,000	1,000
Energy	ktCO2e	1,000	1,000	1,000	1,000	1,000	1,000	1,000	1,000	1,000	1,000
Waste											
Waste	kt	1,000	1,000	1,000	1,000	1,000	1,000	1,000	1,000	1,000	1,000
Greenhouse Gas Emissions											
GHG Emissions	ktCO2e	1,000	1,000	1,000	1,000	1,000	1,000	1,000	1,000	1,000	1,000
Water & Energy											
Water	liters	1,000	1,000	1,000	1,000	1,000	1,000	1,000	1,000	1,000	1,000
Energy	ktCO2e	1,000	1,000	1,000	1,000	1,000	1,000	1,000	1,000	1,000	1,000
Waste											
Waste	kt	1,000	1,000	1,000	1,000	1,000	1,000	1,000	1,000	1,000	1,000
Greenhouse Gas Emissions											
GHG Emissions	ktCO2e	1,000	1,000	1,000	1,000	1,000	1,000	1,000	1,000	1,000	1,000

Sustainability Report and Disclosure Portal

Click [here](#) or scan the QR code below



Contact Investor Relations

investors@teck.com

1.877.759.6226

604.699.4257